

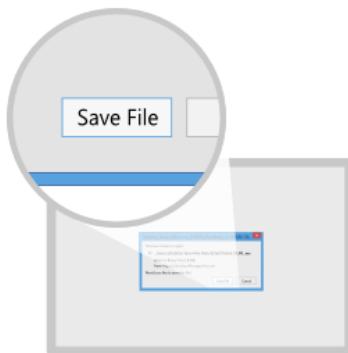
How to install Microsoft Office

1. Log into <https://login.microsoftonline.com/> using your AMC email address and password
2. Once Logged in, select the **Install Office** option located in the upper right-hand corner of the page, then **Office 365 apps** from the resulting drop-down menu



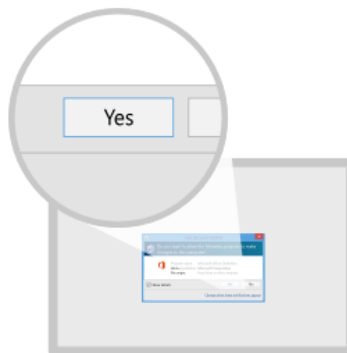
3. Follow the instructions provided by Microsoft in the pop-up screen

Just a few more steps...



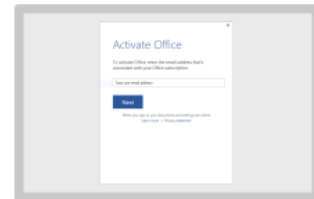
1 Click Run

If asked, click Save File, then run the file.



2 Say "yes"

Click Yes to start installing.



3 Stay online

After installation, start Office and sign in with the account you use for Office 365: @annamaria.edu.

Close

Need help installing?